



Sjösäkerhetskompaniet AB
 Hägerstensvägen 273
 129 38 Hägersten
 Tel/fax +46 8 651 38 00
 E-mail ombordinnan@telia.com

Dear Sailor,

To enable us to recommend the best self-steering system for *your particular boat* please complete and return this form.

Name _____

Address _____

City _____ State _____ Country _____

Postal Code or Zip _____ Tel. _____ Fax _____ email _____

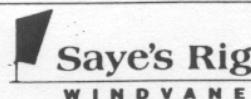
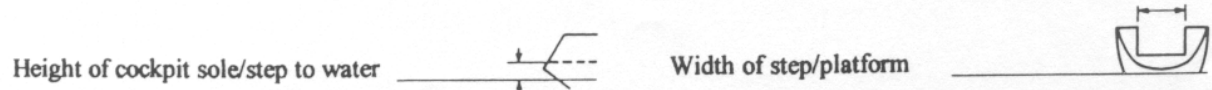
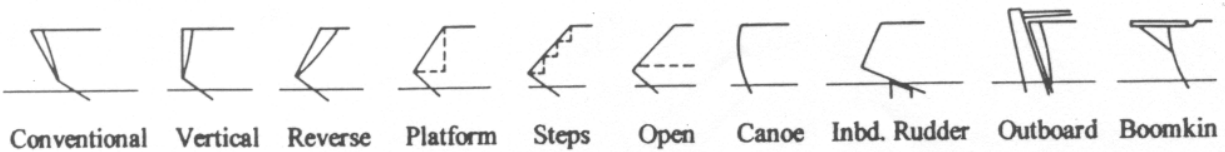
Name of boat _____ Class/Type _____ LOA _____

Designer _____ Builder _____ Displacement _____

- | | | | |
|------------------------------------|--|---|--|
| <input type="checkbox"/> Monohull | <input type="checkbox"/> Long keel | <input type="checkbox"/> Tiller | <input type="checkbox"/> Davits |
| <input type="checkbox"/> Catamaran | <input type="checkbox"/> Short keel | <input type="checkbox"/> Wheel | <input type="checkbox"/> Boomkin |
| <input type="checkbox"/> Trimaran | <input type="checkbox"/> Fin & skeg | <input type="checkbox"/> Number of spokes on wheel | <input type="checkbox"/> Aluminum |
| <input type="checkbox"/> Sloop | <input type="checkbox"/> Fin & spade | <input type="checkbox"/> Number of turns lock to lock | <input type="checkbox"/> Steel |
| <input type="checkbox"/> Cutter | <input type="checkbox"/> Centerboard | <input type="checkbox"/> Worm gear steering | <input type="checkbox"/> Ferro-cement |
| <input type="checkbox"/> Yawl | <input type="checkbox"/> Twin keel | <input type="checkbox"/> Cable & quadrant steering | <input type="checkbox"/> Cold molded |
| <input type="checkbox"/> Ketch | <input type="checkbox"/> Center cockpits | <input type="checkbox"/> Hydraulic steering | <input type="checkbox"/> Fiberglass solid |
| <input type="checkbox"/> Schooner | <input type="checkbox"/> Aft cockpits | <input type="checkbox"/> Emergency tiller available | <input type="checkbox"/> Fiberglass/balsa core |

Please enclose any drawings, photos or brochures showing the profile of the yacht at the stern with this questionnaire and, although your own approximate drawings, preferably with measurements, may be very helpful, **please also supply the following measurements**

Please circle Transom style





Sjösäkerhetskompaniet AB
 Hägerstensvägen 273
 129 38 Hägersten
 Tel/fax +46 8 651 38 00
 E-mail ombordinnan@telia.com

Dear Sailor,

bank giro 310-3100

To enable us to recommend the best self-steering system for *your particular boat* please complete and return this form.

Name _____

Address _____

City _____ State _____ Country _____

Postal Code or Zip _____ Tel. _____ Fax _____ email _____

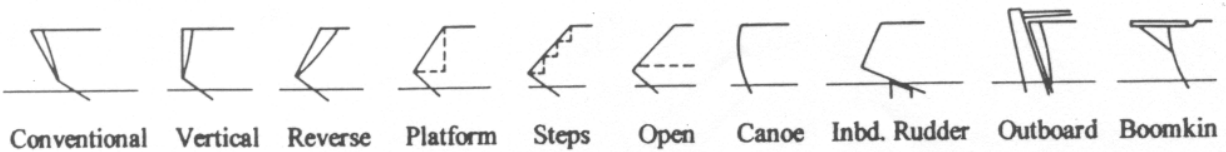
Name of boat _____ Class/Type _____ LOA _____

Designer _____ Builder _____ Displacement _____

- | | | | |
|------------------------------------|--|---|--|
| <input type="checkbox"/> Monohull | <input type="checkbox"/> Long keel | <input type="checkbox"/> Tiller | <input type="checkbox"/> Davits |
| <input type="checkbox"/> Catamaran | <input type="checkbox"/> Short keel | <input type="checkbox"/> Wheel | <input type="checkbox"/> Boomkin |
| <input type="checkbox"/> Trimaran | <input type="checkbox"/> Fin & skeg | <input type="checkbox"/> Number of spokes on wheel | <input type="checkbox"/> Aluminum |
| <input type="checkbox"/> Sloop | <input type="checkbox"/> Fin & spade | <input type="checkbox"/> Number of turns lock to lock | <input type="checkbox"/> Steel |
| <input type="checkbox"/> Cutter | <input type="checkbox"/> Centerboard | <input type="checkbox"/> Worm gear steering | <input type="checkbox"/> Ferro-cement |
| <input type="checkbox"/> Yawl | <input type="checkbox"/> Twin keel | <input type="checkbox"/> Cable & quadrant steering | <input type="checkbox"/> Cold molded |
| <input type="checkbox"/> Ketch | <input type="checkbox"/> Center cockpits | <input type="checkbox"/> Hydraulic steering | <input type="checkbox"/> Fiberglass solid |
| <input type="checkbox"/> Schooner | <input type="checkbox"/> Aft cockpits | <input type="checkbox"/> Emergency tiller available | <input type="checkbox"/> Fiberglass/balsa core |

Please enclose any drawings, photos or brochures showing the profile of the yacht at the stern with this questionnaire and, although your own approximate drawings, preferably with measurements, may be very helpful, **please also supply the following measurements**

Please circle Transom style



Distance from top of stern to water _____ Distance from bottom of transom to water _____

Horizontal distance between top and bottom of transom _____

Height of stern rail _____ Distance of rail aft of transom _____ Width of top of transom _____

Height of cockpit sole/step to water _____ Width of step/platform _____

